

Mount making using the laser cutter

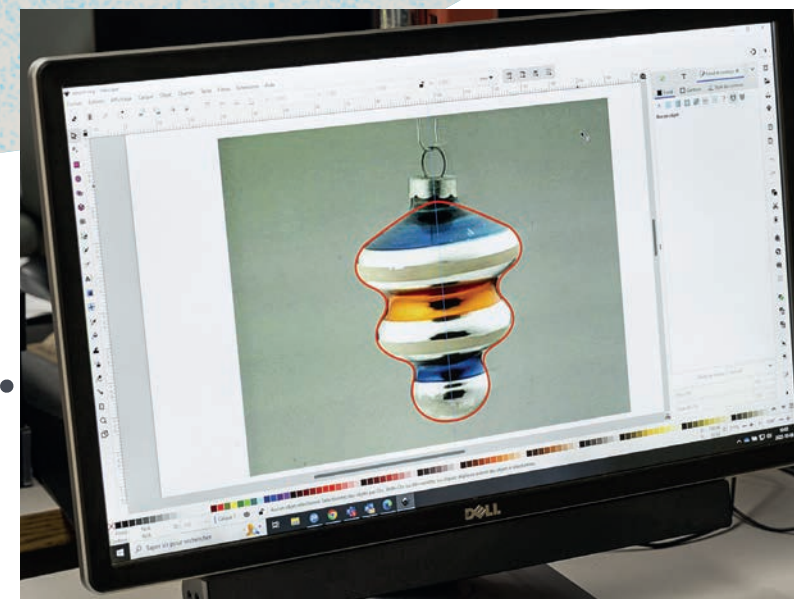


Last spring, Musée de la civilisation has opened *My Place*, an exploratory environment for children and a perfect way to offer a first playful contact with artifacts from the museum's collections.

The mount makers faced a challenge: find a creative and innovative way to present small objects while meeting the conservation standards. The solution was the laser cutter, which gives our team many possibilities throughout the fabrication process. The exhibition would not be as magical for children if it wasn't for the creative use of this tool by the museum technicians.

Christmas ornaments


Creating custom-sized supports while minimizing handling



Draw the outline of the shapes using your favorite drawing software



Cut the shapes with the laser cutter

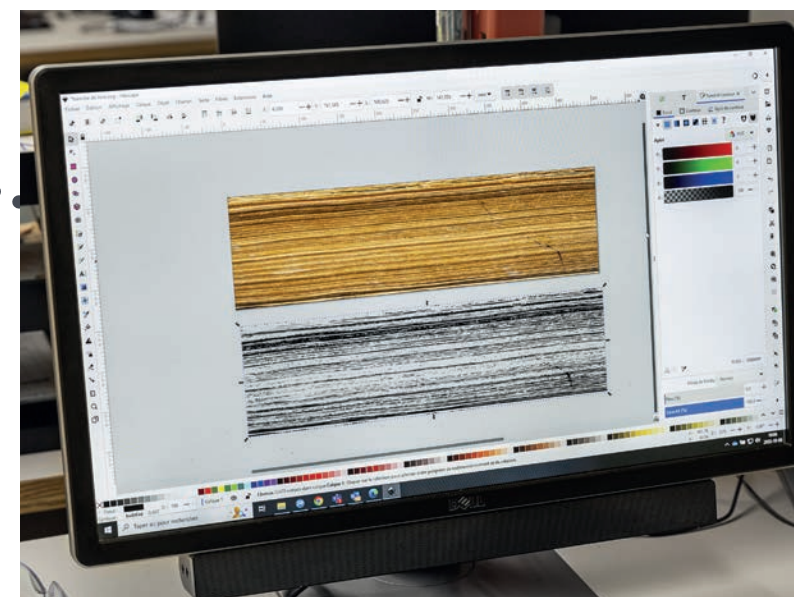


Assemble the box with acid-free materials



Book strap

Adding books for a better understanding of the object



Vectorize a book slice picture



Engrave the vectorial image on cardboard to simulate a book slice



Make ultra-light fake books



Chantale Falardeau
Museology technician
Chantale.Falardeau@mcq.org

Musée de la civilisation - Québec
mcq.org

MUSÉE DE LA CIVILISATION
Québec